
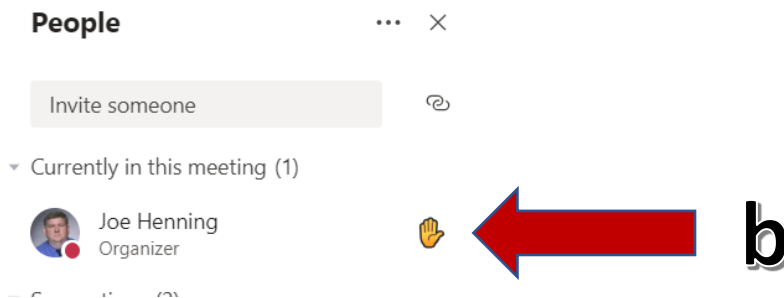


Teams Features

1. Teams now has a “raised hand” feature for when you want to get a teacher’s attention during class.
 - a. It is found on the same task bar where you turn your camera and microphone on and off.
 - b. If you click on the notification the teacher will get a notification you have raised your hand. If you click it again, the notification goes away.



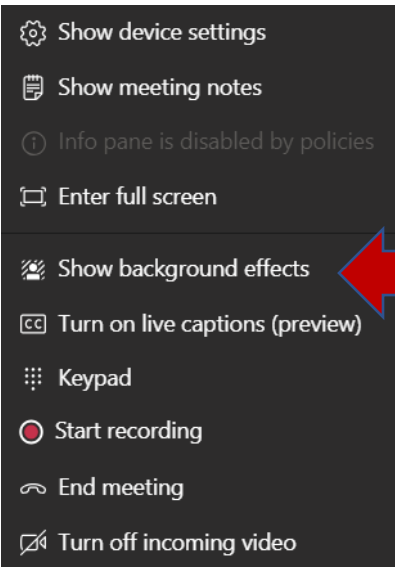
a




2. You can also change the background of your camera to a blurred image or a virtual background. **Special Note: You must be in the app version, not the web version, of Teams to do this.**
 - a. Click on the three dots on the same task bar as above.
 - b. Click on Show background effects
 - c. Choose your background and click apply
 - d. You can look as cool as Mr. Henning



a



b



c



d

